

PHASE 2
STAGE 1A

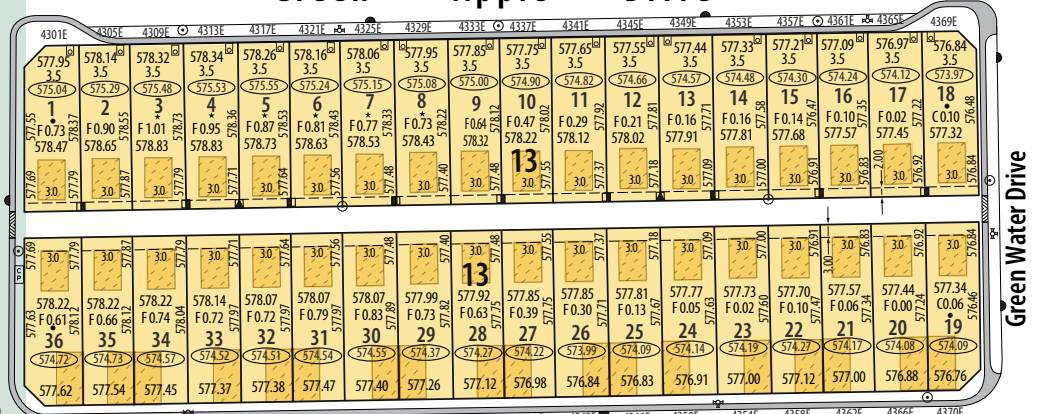
The Greens on GARDINER



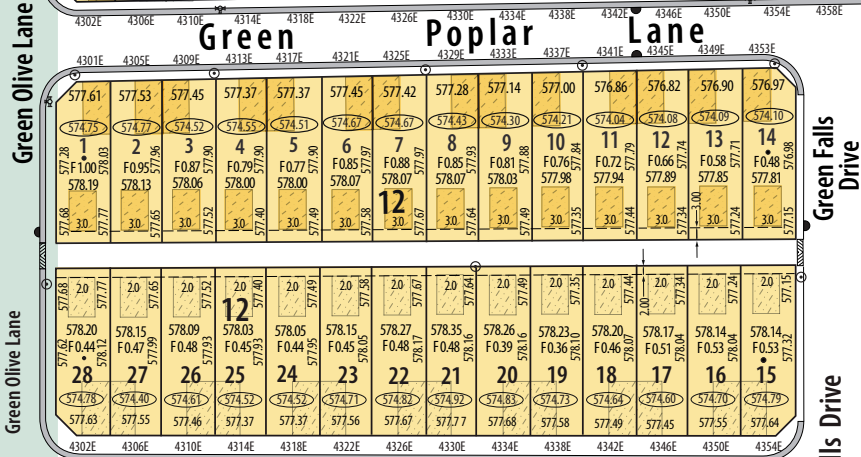
LEGEND

- SERVICE INVERT AT THE PL
- SPECIAL BUILDING GRADE
- LOT NUMBER
- FINISHED SIDE YARD ELEVATION
- FINISHED GRADE AT LOT CORNERS
- CIVIC ADDRESS
- TOP OF CURB ELEVATION AT C/L OF LOT
- HOUSE SETBACK
- DEPTH OF FILL FROM FINISHED GRADE ELEVATION TO ORIGINAL GROUND ELEVATION AT 15m SETBACK
- FILLS - FJ/MI
- GROUND ELEVATION CUTS - (C) AVG.
- FINISHED GRADE AT CORNERS OF HOUSE AT HOUSE SETBACK
- TOE OF BERM ELEVATION
- FILL EXCEEDS 1.2m FROM THE BUILDING GRADE ELEVATION TO ORIGINAL GROUND AT 15m SETBACK
- DRIVEWAY LOCATION
- SPECIAL REAR GARAGE SETBACK
- CITY OF REGINA & UTILITY EASEMENT LOCATION
Note: There is either a 3.0 m or 4.5 m joint use utility easement in the rear of each lot
- STREET LAMP
- FIRE HYDRANT
- POWER PEDIESTAL
- THREE PHASE TRANSFORMER
- CANADA POST
- FINISHED GRADE ELEVATION GREATER THAN 0.31m ABOVE ADJACENT STREET, LANE, EASEMENT OR LOT: side yard must be terraced, or a retaining wall must be placed by builder with lot designation as such
- SPECIAL BUILDING GRADE DESIGN REQUIRED TO REDUCE DRIVEWAY SLOPE See Detail
- DROP FROM GRADE AT HOUSE TO THE FRONT OR BACK OF THE LOT IS GREATER THAN 1.0 m
- DROP FROM GRADE AT HOUSE TO THE FRONT OR BACK OF THE LOT IS GREATER THAN 2.0 m
- DROP FROM GRADE AT HOUSE TO THE FRONT OR BACK OF THE LOT IS GREATER THAN 3.0 m

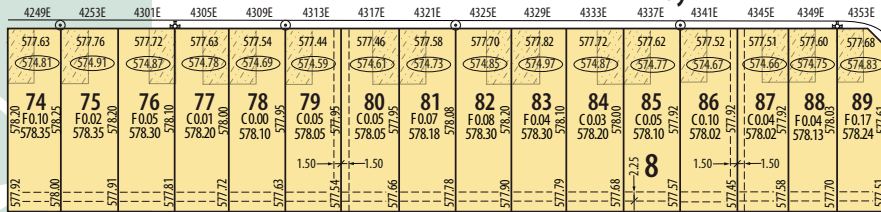
Green Apple Drive



Green Poplar Lane

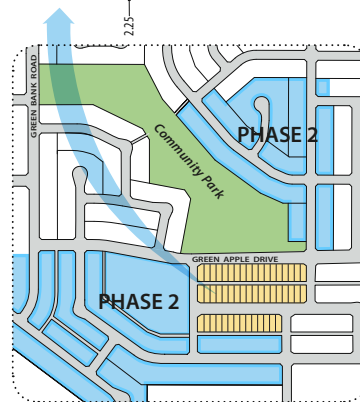


Green Olive Way



Dimensions are in metres and decimals thereof.
This grading plan* is provided for your convenience only. Refer to the Developer's approved plans for exact grades and easement locations or dimensions.

*Plan is subject to change



DEVELOPMENT
MANAGED BY



3249 Eastgate Drive
Regina, Saskatchewan S4Z 1A4
Tel: 306-789-0891
Fax: 306-775-2973
Cell: 306-539-9120

www.greensongardiner.com

Kind to the environment and your lifestyle